



BASO12

Compact 12" bass reflex cabinet

Highlights:

- High quality 18 mm plywood
- 2 x Speakon compatible connector in recessed connector dish (linkthrough)
- 12" high-performance woofer
- Impact resistant die-cast frame
- DuraWeather™ cone treatment

Product information:

The BASO cabinets are universally useable passive bass cabinets. Their bass reflex design is engineered to be as compact as possible while giving the maximum performance in terms of sound quality and pressure. Their enclosures are crafted out of sturdy high-quality plywood while their elegant design enables them to be placed in any environment. The BASO12 is loaded with a 12" high-performance woofer with an RMS power rating of 500 Watt and maximum power of 1000 Watt.

The strength of this loudspeaker originates from a 4" voice coil which is allowed to extra long excursions. Displacements are precisely controlled by the dual low-loss suspension resulting in a superior linear behaviour. These carefully selected high-grade materials in collaboration with accurate acoustical craftsmanship results in an impressive combination of punch and low frequency extension without compromises. The highly-efficient design results in a sensitivity of 98 dB with capability of continuous sound pressure production up to 125 dB.

The frequency response ranges from 40 Hz up to 300 Hz while going down to 35 Hz at -10 dB. Besides these acoustical aspects, a lot of attention has been paid to all other aspects making it as versatile as possible. The enclosure is compact designed without any sacrifice to robustness due to the 18 mm high-quality plywood material finished with structured coating. Connections are made using two speakon compatible connectors located in a recessed connector dish, allowing link-through to other cabinets. This also allows close placement to any wall or corner.

Applications:

- Bars, restaurants
- Retail
- Concert venues
- Live performances



Impedance:

8 Ohm

System specifications:

| | | |
|------------------------------|------------------------|---|
| Speaker type | | 12" Bass reflex cabinet |
| Max. Power | | 1000 W |
| RMS Power | | 500 W |
| Impedance | | 8 Ω |
| Sensitivity (1W/1m) | | 98 dB |
| Sound Pressure (Max. W/1m) | | 125 dB |
| Frequency | Response (\pm 3 dB) | 40 Hz - 300 Hz |
| | Range (-10 dB) | 35 Hz - 600 Hz |
| Bass reflex tuning frequency | | 45 Hz |
| Connectors | | 2 x Speakon compatible connector in recessed connector dish (linkthrough) |
| Drivers | | 12" Ferrite with low-loss suspension and 1.5" 4-layer wounded voice coil |

Product Features:

| | | |
|---------------------|----------------|--|
| Dimensions | | 380 x 449 x 460 mm (W x H x D) |
| Weight | | 22 kg |
| Construction | | 18 mm plywood with structured coating |
| Front finish | | Steel grill (18 gauge) |
| Mounting & handling | Rigging points | 3 x M6 mounting bracket installation holes on both sides |
| Colours | | Black (RAL9004) (BASO12/B) |
| | | White (RAL9003) (BASO12/W) |
| Accessories | Optional | MBK100 Bass cabinet mounting set |

Variants:

- BASO12/B - Black version
- BASO12/W - White version

Architects' and Engineers' Specifications:

The subwoofer shall incorporate a 12" transducer with 4" voice coil and powerful ferrite type magnet which is loaded into a bass reflex front loaded enclosure. A dual low-loss suspension shall be used, precisely controlling voice coil displacements and resulting in a superior linear behaviour. The enclosure shall have a compact rectangular shape with curved front finishing and an elegant powdercoated steel grill which is lined with an acoustically transparent backing. The rear must have a trapezoidal shape while top and bottom corners are bevelled.

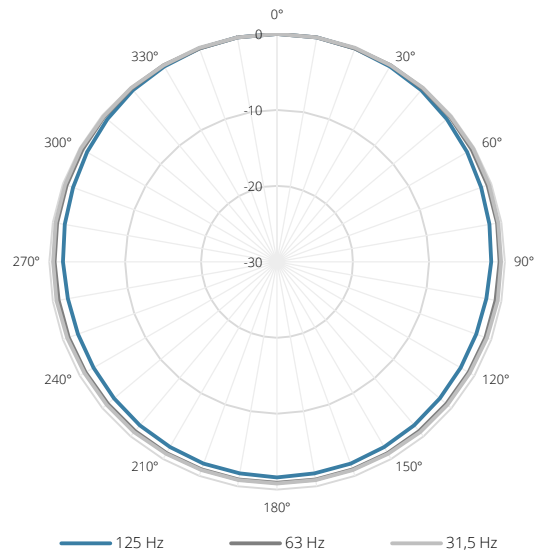
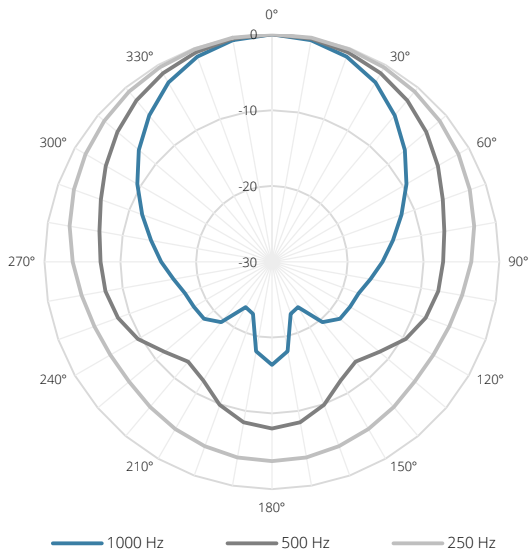
The construction shall be made using 18 mm thick plywood finished with a structured coating which comes available in both black (RAL9004) & white (RAL9003) colour. Input connectors shall be parallel wired using speakon compatible connectors fitted in a re-cessed connector dish allowing close placement to any wall or corner.

It shall have an RMS power handling of 500 Watt, a maximum power handling of 1000 Watt and an impedance of 8 Ohm. The frequency response (-10 dB) shall range from 35 Hz to 600 Hz with a bass reflex tuning frequency of 45 Hz. The sensitivity shall be 98 dB when measuring with an input signal of 1 Watt at a distance of 1 meter, while the maximum continuous sound pressure level shall reach 125 dB.

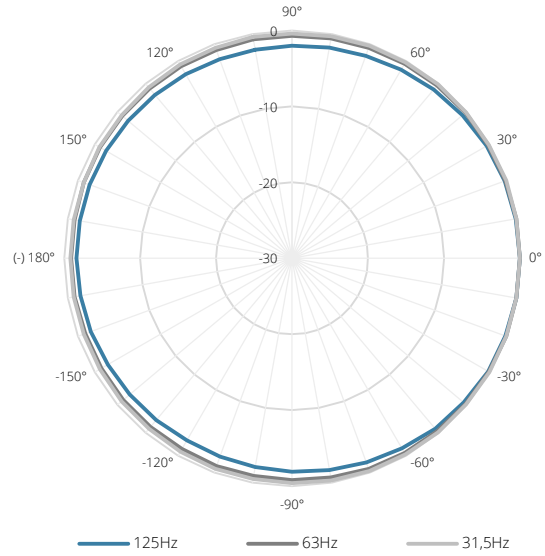
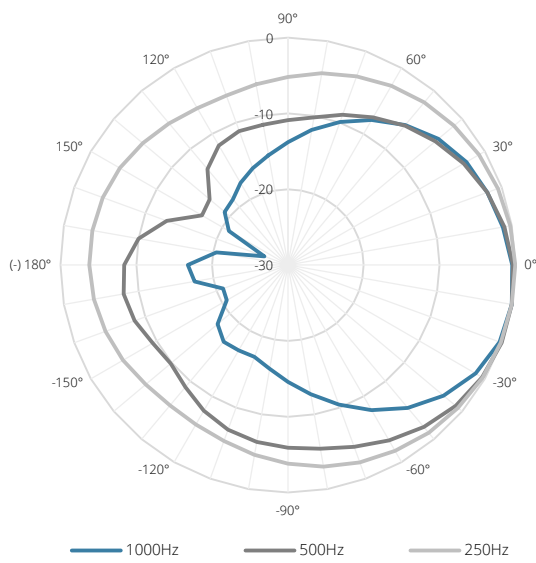
The system's enclosure shall be 449 mm high, 380 mm wide and 460 mm deep and the weight shall not exceed 22 Kg.

Acoustical data graphs:

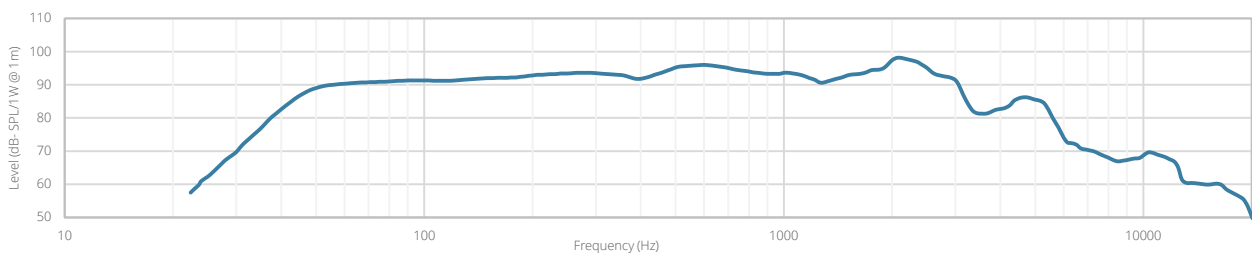
Horizontal Polars:




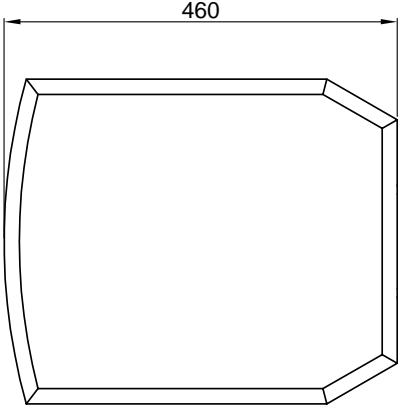
Vertical Polars:



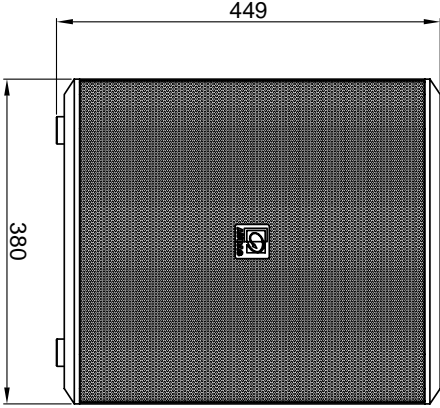
Sensitivity:



| | | | |
|---|--|--|----------------------------|
|  | Weight: TBA | Outer dimensions: (w x h x d) 380 x 449 x 460 | Unit height: N/A |
| | Product description: COMPACT 12" BASS REFLEX CABINET - 500W RMS | | |



460



449

380

