

XTD15

XTD15/A

Deflector Line



2-way loudspeaker systems

GENERAL INFORMATION

Extremely compact full range two-way loudspeaker systems, equipped with a very extended frequency response and excellent power handling (capable of generating pressures above 130 dB). They are particularly suitable for applications such as permanent installations, HO.RE.CA., multi-purpose halls, dance clubs and corporate A/V events.

COMPONENTS

XTD15 includes a 15" high power cone-shaped woofer with neodymium magnet and treated with waterproofing resins. The tweeter is made of a constant directivity horn with 90°x50° dispersion, coupled with a 1.4" compression driver with a titanium membrane. The crossover filter has been manufactured using highly professional components such as air coils, high insulation capacitors and high-dissipation armoured resistors.

CABINET

The cluster installation permits two different horizontal angles - 15° and 30° - thanks to the double inclination of the lateral surface of the cabinet. An innovative bass-reflex configuration has been designed by X-Treme engineers due to the use of a *curved deflector* stably fixed to the cabinet, in the immediate vicinity of the woofer, which ensures more linearity in the air flow generated inside the cabinet and the duct. This is also possible thanks to the back body pillar (5 cm in thickness) together with the floor inclination (5 degrees) where the loudspeaker is set up; the wing profile of the deflector originates from specific research in the field of fluid dynamics with the goal of minimizing the speaker internal turbulence.

VERSIONS

The XTD15/A bi-amplified version is available with an inside DSP (*Digital Signal Processing*) of 24 bit/96 kHz and dynamic range of up to 110 dBA. The 800+800 W amplifier comes with in-built switching technology. The DSP has 4 equalization presets, which can be selected via two switches on the back board.

TECHNICAL FEATURES

System configuration (XTD15)	2-way loudspeaker system
System configuration (XTD15/A)	2-way active speaker
Power handling RMS	750 W
Power handling Music	1500 W
Power handling Peak	3000 W
Frequency response (-3 dB)	50±19k Hz
Nominal impedance (XTD15)	8 Ohm
Dispersion angle (-6dB)	90° horiz., 50° vert.
Axial sensitivity (1W@1m)	100 dB
Continuous SPL (@1m)	128 dB
Peak SPL (@1m)	134 dB
Crossover frequency (XTD15)	1.8k Hz

Amplifier data (XTD15/A)

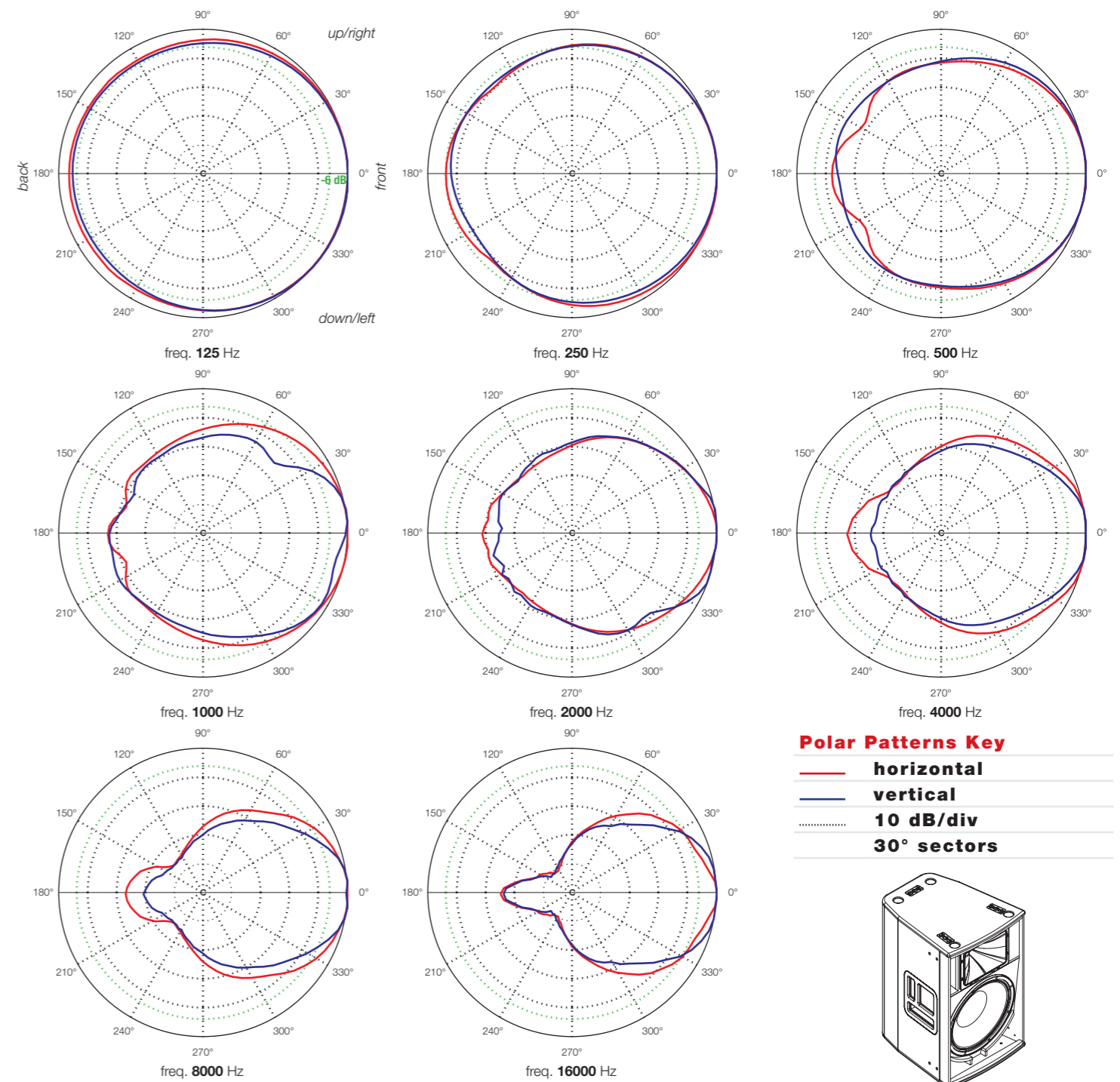
Input	max +10 dBu - XLR, loop output
Front panel indicators	LED: power, signal/limit
Input impedance	5.5 kOhm unbal., 11 kOhm bal.
DSP Processing	24 bit/96kHz (4 select. preset)
Output power rating (LF)	800 WRMS @80hm - class D
Output power rating (HF)	800 WRMS @80hm - class D
Power supply	switching technology
THD	<0.05% @1 kHz -3 dB output
AC power connector	Neutrik PowerCon
AC voltage	115/230 V ~ 45/65 Hz ± 10%

Transducers

LF sub system	1x15" neodymium
Nominal impedance	8 Ohm
Nominal power handling	600 W
Sensitivity (1W@1m)	98 dB
HF sub system	1x1.4"
Diaphragm	DOME, titanium
Voice coil	3", aluminium
Throat diameter	1.4"
Nominal impedance	8 Ohm
Nominal power handling	110 W
Sensitivity (1W@1m)	107 dB
HORN	AWSH™
Waveguide material	aluminium
Manufacturing process	die casting

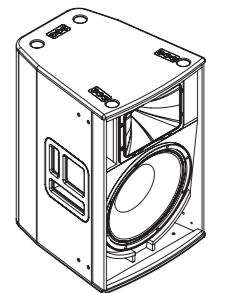
All measurements have been taken in the Sound Corporation research laboratories.

XTD15 POLAR PATTERNS (normalized, ref. on axis, passive X-over)

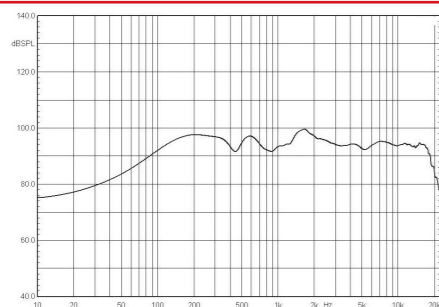


Polar Patterns Key

- horizontal
- vertical
- 10 dB/div
- 30° sectors

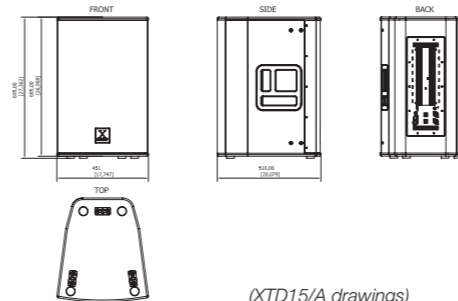
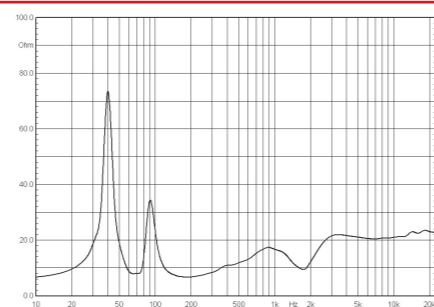


Frequency response



In compliance with European Standards **CE** - Certified by Italian Quality Institute

Impedance response (XTD15)



(XTD15/A drawings)

Physical Description

Input connectors (XTD15)	2xNL4FC speakon
Cabinet:	
material	birch plywood
additional device	curved deflector with convex-concave shape
Finish	HDSC™
Suspension system	XT-KITDEF (3 flying tracks)
Dimensions (WxHxD)	451x685x510 mm
Net weight (XTD15)	36 kg
Net weight (XTD15/A)	37.5 kg

X - T R E M E

X - T R E M E